

AU

SINGLE-POINT LOAD CELL for platforms 250x400 / 400x600 mm

LAUMAS[®] ELETTRONICA



Manufactured according to OIML R60 standards

Capacity from 3 kg to 50 kg



- ALUMINUM ALLOY
- COMBINED ERROR $\leq \pm 0.02\%$
- PROTECTION CLASS IP65

CAPACITY	kg			EAC	PLATFORM DIMENSION (mm)	NET WEIGHT OF LOAD CELL (kg)	CODE
3		•	•	•	250 x 400	0.5	AU3
6		•	•	•	250 x 400	0.5	AU6
15		•	•	•	250 x 400	0.5	AU15
30		•	•	•	400 x 600	0.5	AU30
50		•	•	•	400 x 600	0.5	AU50

ON REQUEST

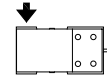
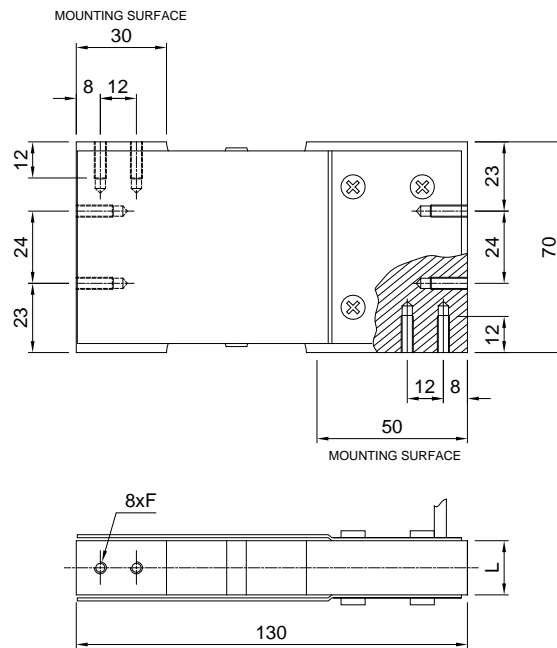
CERTIFICATIONS

CERTIFICATIONS ON REQUEST

	ATEX II 1GD (zone 0-1-2-20-21-22)
	IECEx (zone 0-1-2-20-21-22)
	Complies with the Eurasian Custom Union regulations (Russia, Belarus, Kazakhstan)

Rev. 00 del 12/03/2015

DIMENSIONS (mm)



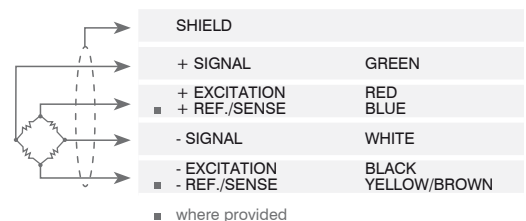
	3 - 6 - 15 kg	30 - 50 kg
L	18	30
F	M4x0.7	M6x1

TECHNICAL FEATURES

Material	Aluminum alloy		
Nominal load (E max)	3 - 6 - 15 - 30 - 50 kg		
Combined error	≤ ±0.02%		
Protection class	IP65		
Rated output	2 mV/V ±10%	Input resistance	410 Ω ±10
Temperature effect on zero	0.0025% °C	Output resistance	350 Ω ±3
Temperature effect on span	0.0025% °C	Zero balance	±2%
Compensated temperature range	-10 °C / +40 °C	Insulation resistance	>2000 MΩ
Operating temperature range	-20 °C / +60 °C	Safe overload (% of full scale)	120%
Creep at nominal load in 30 minutes	0.025%	Ultimate overload (% of full scale)	200%
Max supply voltage without damage	15 V	Deflection at nominal load	0.5 mm

ELECTRICAL CONNECTIONS

Cable length	3 m
Cable diameter	4 mm
Cores	4/6 x 0.20 mm ²



The Company reserves the right to make changes to the technical data, drawings and images without notice.