


PSCLS/2000

MOUNTING KIT for COMPRESSION-LOW PROFILE load cells

LAUMAS®
ELETTRONICA

Series load cells: CLS

Application range from 1000 to 5000 kg



kg	FOR LOAD CELLS	NET WEIGHT OF MOUNTING KIT (kg)	CODE
2000	CLS 1000-2000 kg	3.6	PSCLS2000
5000	CLS 5000 kg	3.6	PSCLS

Load cell not included.

DESCRIPTION

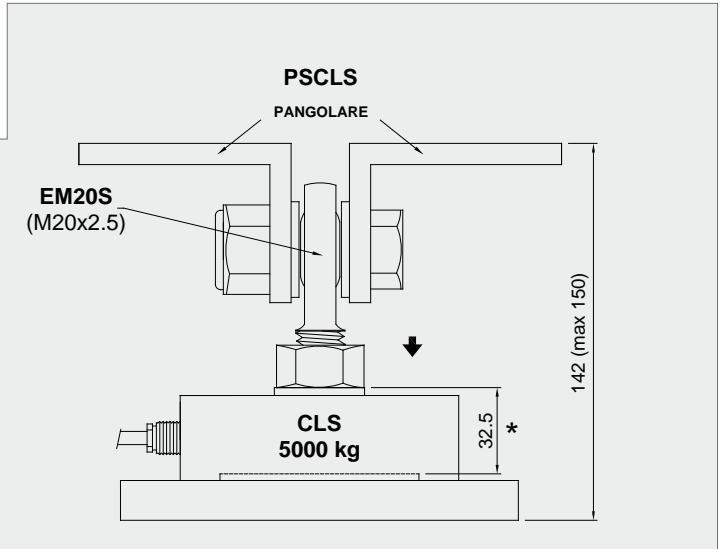
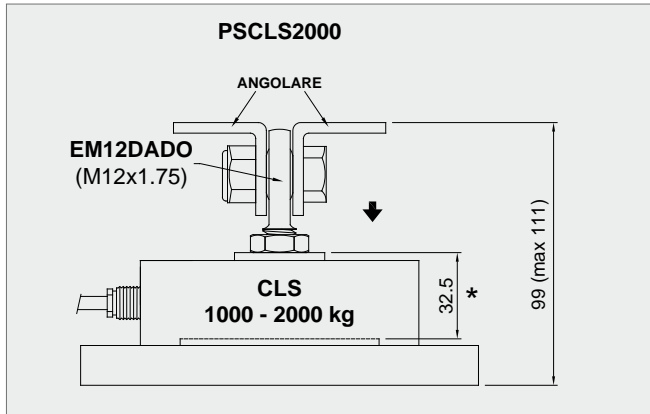
- AISI 304 stainless steel or hot worked galvanized upper plate.
- AISI 304 stainless steel lower plate.
- Constraint against lateral forces and anti-tilt by ball-and-socket joint
- Misalignment compensation of the support plates structure.
- Adjustable height.

PSCLS/2000

MOUNTING KIT for COMPRESSION-LOW PROFILE load cells

DIMENSIONS AND TECHNICAL SPECIFICATIONS

- Finished the installation by means of a copper wire, connect the upper supporting plate with the lower supporting plate, then connect all the lower plates to the earthing system.



* WARNING! Max dimension to insert the bolt to allow the cell to perform properly

